

















# Animals A to Z Activity Card

Dear Families - In *Animals A to Z* more is told through the pictures than through the words on the page. Children love hunting through a picture to find an object. To complete this activity with your child read the names of object on a page. Turn to the designated page, and let your child look for named object. When your child has found it, help him or her put a check in the appropriate "I Did!" box.

Find this picture on this page	I Did!	Find this picture on this page	I Did!
 violets on the <b>Vv</b> page		 island on the <b>Ii</b> page	
 apple on the <b>Aa</b> page		 yolk on the <b>Yy</b> page	
 mushroom on the <b>Mm</b> page		 helicopter on the <b>Hh</b> page	
 zigzag on the <b>Zz</b> page		 grapes on the <b>Gg</b> page	
 lemon on the <b>Ll</b> page		 daisy on the <b>Dd</b> page	
 bell on the <b>Bb</b> page		 telephone on the <b>Tt</b> page	
 jewel on the <b>Jj</b> page		 nest on the <b>Nn</b> page	
 envelope on the <b>Ee</b> page		 castle on the <b>Cc</b> page	